



SILVER, GOLD, COPPER & CRITICAL MINERALS

IN THE HIGH-GRADE KENO HILL
& LA PLATA MINING DISTRICTS



Keno Silver

La Plata

2024 Keno Silver mineral resource estimate
18.2 Moz AgEq

La Plata project mineral resource estimate
1.2 Blbs Cu | 17.6 Moz Ag

Metallic Minerals is a resource stage exploration company focused on the development of high-grade silver, gold, copper and critical minerals in districts with potential to produce top-tier assets.

LA PLATA PROJECT

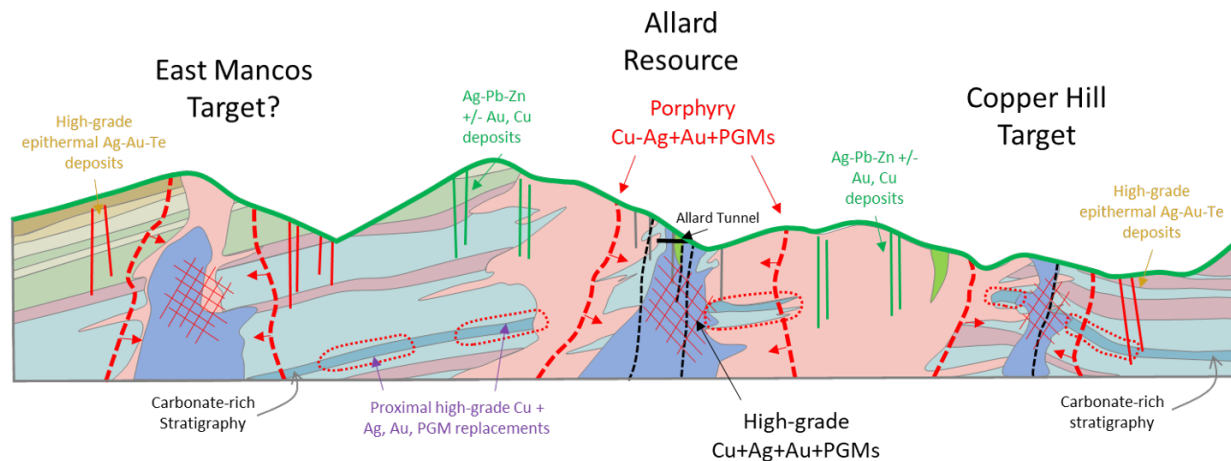


Newmont™

9.5% strategic investment announced May 2023

- Investment to support continued exploration at La Plata, with priority on expansion drilling at resource areas and refinement of untested targets with high potential for new discoveries
- Operates a global portfolio of low-cost, long-life mines with objective to increase copper production
- Expertise in similar alkalic porphyry systems, and block cave mining (Cadia, Red Chris, Galore)
- Positive work with communities and commitment to diversity and ESG

NI 43-101 RESOURCE 1.32 Blbs CuEq¹



LA PLATA INFERRED MINERAL RESOURCE ESTIMATE

Cut-off Grade 0.25%

Million Tonnes	Cu		Ag		CuEq*	
	Grade (%)	Mlbs	Grade (g/t)	Moz	Grade (%)	Mlbs
147.4	0.37	1,211	3.72	17.6	0.41	1,317

MMG drilling showing addition of gold, platinum and palladium to the existing copper and silver resource with 64 drill holes totaling 22,000 meters to date

Drilling has extended mineralization vertically from surface to more than 1.5 kms, 1 km along strike and 400m in width. It is open at depth and along trend. Resource update will include Cu, Ag and Au, Pt and Pd

Hole 22-04 drilled 816m of 0.41% CuEq and ended in 30m grading 1.5% CuEq (0.69% Cu, 5.6 g/t Ag, 1.3 g/t Au+PGE). 36 new target areas represent possible porphyry centers and new discoveries

¹ See Metallic Minerals News Release July 31, 2023 on Updated 43-101 Resource Estimate


* CuEq% includes a metal recovery factor

KENO SILVER PROJECT

TSX-V:
MMG

OTCQB:
MMNGF

FSE:
9MM1



18.2 Moz AgEq

2024 INAUGURAL 43-101 MINERAL RESOURCE ESTIMATE

Potential to rapidly develop mineral resources at the most advanced target areas based on historical and current drilling

100% OWNED

Adjacent to Hecla Mining Keno Hill operations



171KM²

2nd largest land position in Canada's historic Keno Silver District

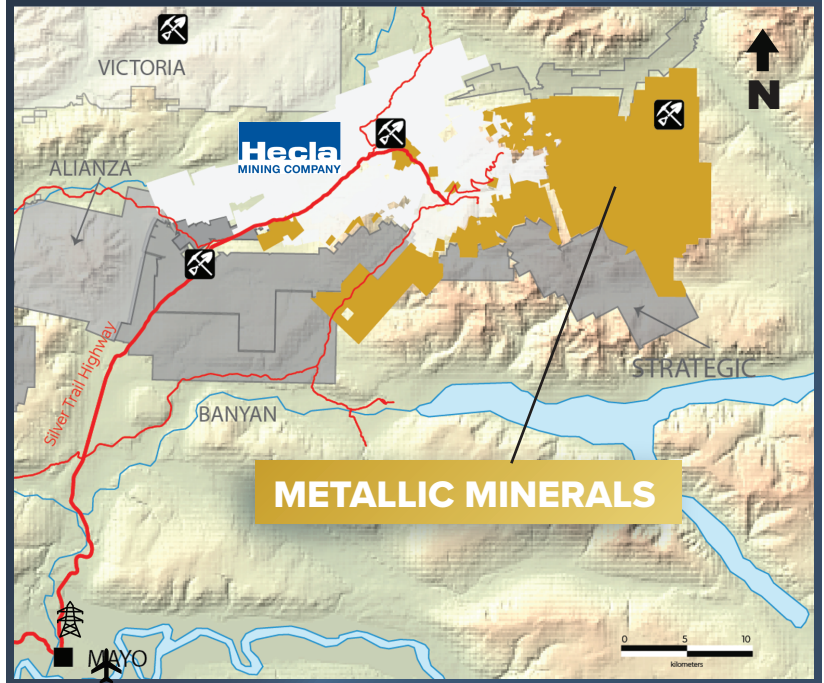
50+

Targets; 11 advanced stage "resource ready" and over 40 high-grade and bulk tonnage pre-drilling

2024 drilling at Formo resource and other targets. Results pending.

Formo contains the best hole of the Metallic Era (FOR23-03 – 46m at 256 g/t AgEq including 3.3m of 1,413 g/t AgEq)

KENO HILL SILVER DISTRICT



KLONDIKE PRODUCTION ROYALTIES



Gold Royalty Production continued in 2024 with focus on new pit development for expanded production in 2025

20M

Ounces have been produced from the Klondike since its discovery in 1898

50%

Of the gold in the Yukon is produced from these kinds of large-scale alluvial operations

10-15%

Royalties to be received by Metallic from experienced mining operators

OVERVIEW



Timing

High growth, exploration & development stage, early in bull market cycle for gold, silver and copper



People

Management team with track record of major discoveries and advancement of tier 1 assets



Location

Established North American mining districts with potential to produce top-tier assets



Geology

Demonstrated high-grade and bulk-tonnage systems



Catalysts

Updated La Plata Resource and Inaugural Keno Resource



Infrastructure

Roads and power in place with highway and rail access to smelter / seaport facilities

MANAGEMENT & BOARD

Experienced

in global exploration and mining business, collectively raised over \$650 million in project financing

Highly Successful

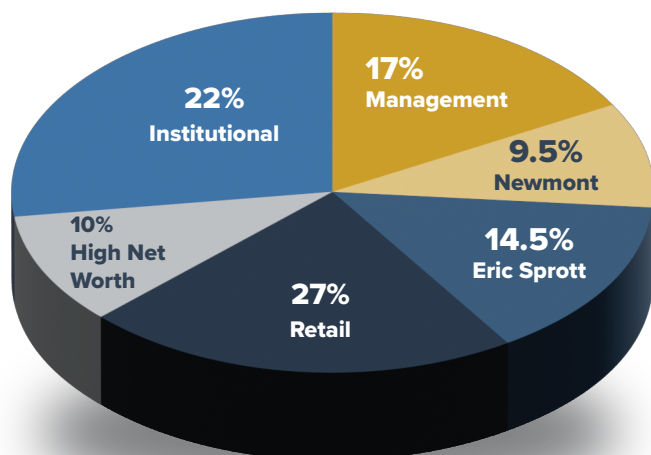
explorationists formerly with leading explorer/developers NovaGold, Trilogy Metals, and Ivanhoe, as well as Majors Newmont, Barrick and Freeport-McMoRan

Recognized

for environmental stewardship demonstrating responsible resource development and ESG practices

CAPITAL STRUCTURE

Shareholder Composition



Share Price (as of Nov 5, 2024)	C\$0.23
Shares Issued & Outstanding	170M
Options (average exercise price: \$0.34)	16.5M
Warrants (average exercise price: \$0.53)	19.9M
Fully Diluted Shares	199.6M
Market Capitalization	~C\$40M
Cash & Cash Equivalents (no debt)	~C\$1.6M